

magic

Better. Smarter. Windows.

**WE ARE
DIFFERENT!**

ABOUT US.

Magic is different.

We don't replicate, imitate, or follow. We leave that to our competition.

We create. And we've been creating since 1979 by designing, patenting, and manufacturing some of the window industry's most revolutionary window and door technology right here in Toronto.

We're different, not because we weren't satisfied, but because we decided to do something about it.

They're just windows, right? What's the big deal? Well, the big deal is that your windows are one of the most important parts of your home. They impact everything from comfort and energy efficiency to safety and security. Which is why it's important that you take the time to understand why and how we're so much better than everyone else (just kidding... sort of).

But you don't need to take our word for it. Take it from the thousands of people just like you, who have turned to us for their window needs and who have made our window products some of the most used in North America.





THE INSECT SCREEN.

Insect screens block 50% of your natural light (trust us, we have the tests to prove it), 50% of your view, and accumulate dirt, dust and other allergens that blow into your home when you open your windows.

The truth is, you only need an insect screen when your windows are open. Which is why we've integrated retractable insect screens into every single one of our window and door products. With an insect screen only when you need one, you get more natural light, a cleaner home, picturesque views and added energy efficiency.

In the event a screen does need to be replaced, it's as simple as ordering a new cartridge through the mail. You simply snap it in place.







CRANKS DON'T WORK.

Cranks are mechanically flawed. They strip, break, loosen and fail over time. They're actually the primary reason the majority of North Americans do not use their windows as much as they should (again, we've got an independent research study to prove it).

Unsatisfied, we created Parallex™ Hardware, a revolutionary, award-winning system (yes- we've won awards) that eliminates the crank mechanism, easing operation and improving the window's durability, performance and functionality.

Parallex™ also improves energy efficiency through tighter seals, and creates a wider opening for better views, improved ventilation and a quick route of escape in case of emergency (some customers claim it can actually turn water into wine but we haven't commissioned that particular study yet). Parallex™ Hardware comes standard on nearly every single one of our window products.







EASY CLEANING.

All we can say is you're welcome.

Never again will anyone have to risk climbing up dangerous, unstable ladders to clean your second or third storey windows.

All of our operating window styles have the ability to rotate or tilt inward so that the outside glass can be washed from the inside of your home.

Imagine a cleaner, brighter home with clearer views and more natural light. Again... you're welcome.







SAFETY & SECURITY.

We understand that thousands of families rely on our products for protection, shelter, and piece of mind - so we've designed our products accordingly.

All of our windows and doors feature either our cam or multi-point locking systems made entirely of stainless steel. Both systems were awarded the highest possible security rating (grade 40) by The American Architectural Manufacturer's Association (AAMA). That rating surpasses all industry standards for security and ensures that your home's most-targeted point of entry by intruders is as safe and secure as possible.

At the same time, our Parallex™ Hardware system makes it incredibly quick and simple for seniors and those with disabilities to open and escape from their windows in case of emergency.

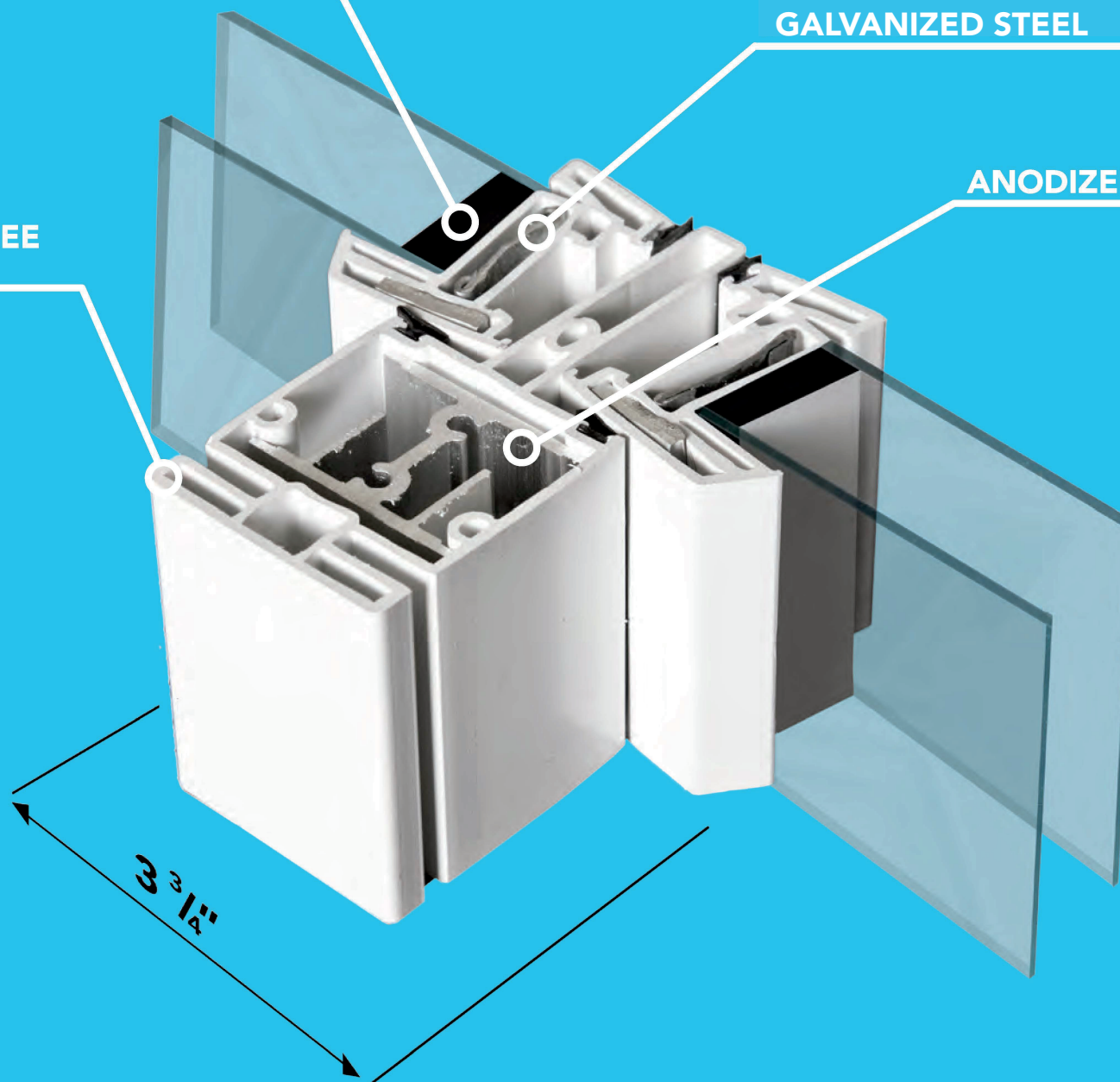


DURALITE™ WARM EDGE SPACER

**U-PVC LEAD-FREE
RESIN VVNYL**

GALVANIZED STEEL

ANODIZED ALUMINUM



THE FRAME.




All of our products are made using our Hybrid Fusion Frame, which is formed by reinforcing our U-PVC lead-free technology with stainless steel and aluminum.


The Hybrid Fusion Frame gives you the thermal performance, low maintenance and affordability of a high grade resin vinyl but with the strength of steel and aluminum.

With Hybrid Fusion Frame Technology, our frames easily withstand the punishment of extreme weather (after all, we do live in Canada). They wipe clean, and don't fade, chip, rot, dent, or corrode like other building materials.

The frame features our patented Hi Flo® drain made from polycarbonate, which doesn't swell or crack like other plastics and thus completely eliminates the build-up of water. And just as an added bonus, it simultaneously prevents air drafts and insect penetration.








THE GLASS.

Our engineers made a critical decision to bring our glass production in-house to ensure quality control. This gives us the ability to incorporate the most advanced technology in the industry including the best performing warm-edge spacers and longest lasting insulating gas fills.

All that ensures that you get maximum energy efficiency and longevity out of your thermal units. The customization of our glass allows us to maximize your windows' performance in accordance to your specific preferences, climate, and home's construction.

For homeowners in search of extreme energy efficiency we now offer the Trimax Series, North America's highest performing triple glazed glass system. We also offer a variety of patterned glass options that let in light while obscuring views, adding a more decorative touch.





THE LOOK.

Skinny is in. Gone are the days of big, bulky replacement frames that reduce natural light and make your home look like a military base. A feat of advanced engineering, our Ultra Slim Profile was designed to reduce the frame's size and maximize the glass surface to create a more modern and contemporary look.

Our profiles also feature a mainframe system that shrinks the connecting mullion between multi-panel configurations by over 50%, so that we're able to maintain that sleek narrow look even when multiple windows are connected together.



OUR WINDOW



OUR COMPETITION







magic Patio Door

Our sliding patio door is a marvel of stainless steel, glass, and Hybrid Fusion Frame technology that truly sets the benchmark for what a patio door should be.

Our door's patented hardware system consists of two inch brass carrier wheels and a raised stainless steel track so that it's able to maintain its incredibly smooth gliding motion even when food, dust or other debris (which causes other patio doors to fail) accumulates in its track.

Elegant design, a retractable insect screen and breath-taking sizes help the door transform any space by maximizing natural light and enhancing outdoor views. The patio door also features all of Magic's patented technology, with the best in security, performance, and style.

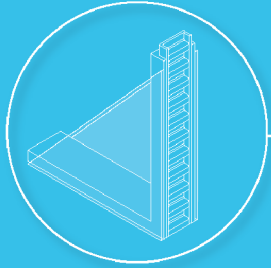
Oh and we promise, you'll never ever have to slide another hockey stick or bar-like contraption to prevent intruders from breaking in.

THE BLUEBOARD OF INNOVATION


RETRACTABLE SOLAR SCREEN




HIGH PERFORMANCE WARM EDGE SPACER



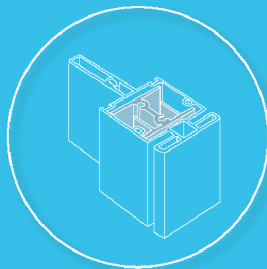
CAM AND MULTI POINT LOCKS



REMOVABLE SCREEN/BLIND CARTRIDGE



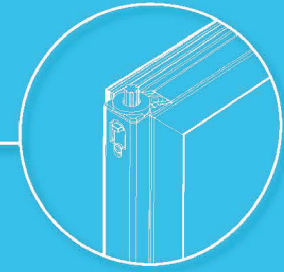
STEEL REINFORCED LEAD FREE VINYL



RETRACTABLE THERMAL BLIND

RETRACTABLE INSECT SCREEN


PARALLEX® STEEL PIVOT SHAFT



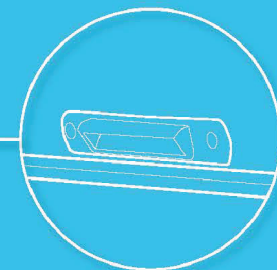
90° OPENING FOR EASY CLEANING



PARALLEX® CARRIER SHOE & TRACK



HI-FLO® DRAIN







magic Window Wall

The Window Wall is revolutionary. The system is constructed of glass panels that operate independently of one another, so that you can manipulate and customize the Window Wall's opening to whatever size you desire. Therefore, the same Window Wall could be made as small as an entry door or as large as an entire wall.

The Window Wall also features a retractable screen system that has the ability to stop along any point of the opening, allowing you to apply the screen no matter how many panels are opened or closed.

When the Window Wall closes, it's panels interlock into one another creating an air tight compression seal. The system's grade 40 security rating- is the highest for a product in its class.

MAXIMUM PANEL SIZE AND MAXIMUM SYSTEM SIZE DEPEND ON A COMBINATION OF HEIGHT, WIDTH, DIRECTION OF SWING, TYPE OF GLAZING ETC. CONSULT A REP WITH YOUR SIZE REQUIREMENTS.

BRING THE OUTSIDE, INSIDE.

The Window Wall is the first product of its kind that is specifically designed for Canada's extreme climate. It's free of any hinges or other mechanisms that could malfunction due to extreme temperature. Like all of our products, nearly every aspect of the Window Wall is fully customizable, including panel sizes, grills, colours, and more. The Window Wall also features all of our patented technology including the Hi Flo® Drainage System, Hybrid Fusion Frame, and the ability to incorporate Energy Blind Technology.





**ENERGY
EFFICIENCY
MATTERS.**

ENERGY STAR.

Energy efficiency doesn't just come from the coating on your glass or the seal of your window (which, in case you were wondering, is air tight on ours) but rather, is achieved through an array of often overlooked elements.

Not only are we an Energy Star Partner, but our products exceed all of Energy Star's requirements which means that our windows can significantly improve a home's sustainability. And that's without including the efficiencies generated by our Energy Blind Technology.



RANGE OF ACHIEVABLE RESULTS				
Window type	(U Factor)	Solar Heat Gain	Visual Transmittance (VT)	ER
Casement	0.26 - 0.30	0.16 - 0.45	0.30 - 0.49	31
with blind/screen	0.17 - 0.30	0.12 - 0.45	0.00 - 0.49	
Vertical slider	0.25 - 0.31	0.17 - 0.54	0.33 - 0.59	34
with blind/screen	0.20 - 0.31	0.15 - 0.54	0.00 - 0.59	
Horizontal slider	0.26 - 0.32	0.17 - 0.54	0.33 - 0.59	34
with blind/screen	0.21 - 0.32	0.13 - 0.54	0.00 - 0.59	
Fixed picture window	0.25 - 0.31	0.19 - 0.56	0.37 - 0.61	39
with blind/screen	0.20 - 0.31	0.17 - 0.56	0.00 - 0.61	
Patio door	0.18 - 0.34	0.15 - 0.51	0.33 - 0.56	37
with blind/screen	PENDING LABORATORY TEST RESULTS			
Tri-max casement	0.17 - 0.21	0.14 - 0.36	0.25 - 0.41	38
with blind/screen	PENDING LABORATORY TEST RESULTS			
Tri-max fixed	0.13 - 0.28	0.18 - 0.56	0.35 - 0.61	47
with blind/screen	PENDING LABORATORY TEST RESULTS			
Range of results based on customizable options.				
Double pane units with energy blinds have the same insulating value as our triple glazed units.				
VT of 0, a result of the thermal blind fully eliminating light penetration.				

IMPORTANT: Energy Star conducts its tests without an insect screen, which means that the energy star ratings awarded to other window products is actually inaccurate.





magic Solar Shade

The Solar Screen, which retracts into the window's frame, allows you to control how much heat and natural light enters your home.


In warmer, sunnier conditions, the application of the Solar Screen keeps the sun's rays from heating your home, lowering your cooling bills. In colder but sunnier weather, retracting the screen allows you to capitalize on the sun's heat and use it to lower your heating bills.

The screen also eliminates glare and keeps U.V. ray penetration from fading your home's furniture and interior décor.

ADD ON FEATURE



CERTIFIED BLINDS
BY NFRC





magic Thermal Blind

The Thermal Blind provides complete black out as well as thermal efficiency. It adds privacy and gives you the opportunity to create a very clean, contemporary look by avoiding the use of curtains and conventional blind systems.

When applied at night in the winter, the Thermal Blind doubles the insulating value of your window, reducing your heating bills by preventing your home's warm air from escaping outside, and preventing outside cold air from entering inside. Heating costs are reduced during the day with the Thermal Blind's ability to retract, allowing you to use the sun to heat your home.

The blind essentially gives you triple glazing performance when you need it, without permanently diminishing your natural light and comfort levels (which would occur with a triple-glazed unit).

ADD ON FEATURE























DESIGN YOUR WINDOWS.

Our windows come in three colours: white, white, and white. Just kidding. Every component of Magic windows are customizable, including colour options. The windows can feature colour on one side or be painted on both the exterior and interior. We can match nearly any paint colour, making the colour options virtually endless. Below are some of the most common colour options.




Frame Colour

	Slate		Chestnut Brown
	Graphite		Commercial Brown
	Old World Blue		Tan
	Ivey Green		Wicker
	Sandstone		Hudson Slate
	Almond		Iron Ore
	Forest Green		Beige
	Espresso		Sandalwood
	Black		Custom

Thermal Blinds

	White Blind
	Carnival Raven
	Lumiere Grey
	Tenley Blackout Slate
	Beige Blind

Handles

	Black
	Beige
	White
	Satin Nickle
	Olive
	Brown

Solar Shades


	Mermet Charcoal Cocoa		Harmony Sandstone
	Olso, Jasper		Mermet Charcoal Apricot
	Olso Birch		Harmony Chalk
	Olso Maple		Chatsworth Black
	Olso Bamboo		Olso Graphite
	Turnils Charcoal Grey		Chasworth Cream
	Turnils Charcoal Charcoal		Turnils Linen
	Turnils White/White		Harmony Limestone
	Turnils Pearl		



CASEMENT & AWNING



VERTICAL SLIDERS



SPECIAL SHAPES



HORIZONTAL SLIDERS



**PATIO DOOR &
WINDOW WALL**



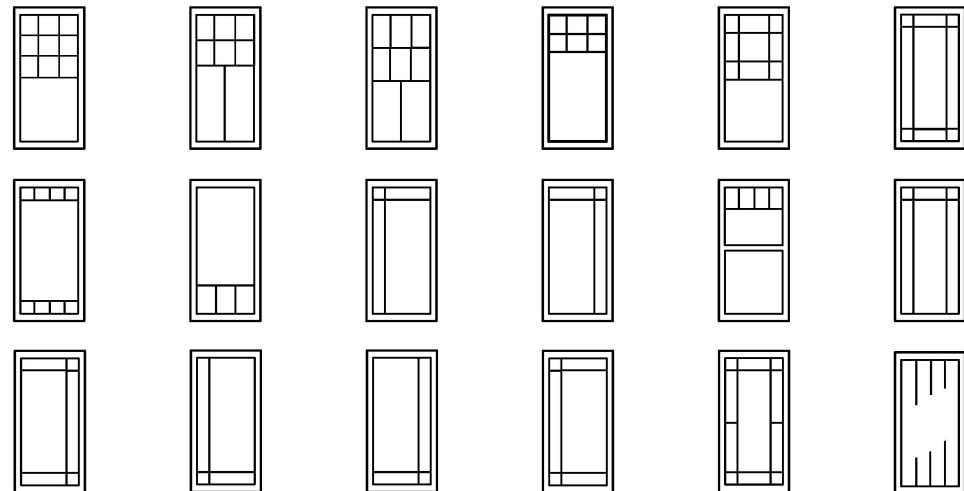
BAY & BOW

WINDOW STYLES.

We offer a unique mix of window styles and customizable shapes that contain all of our patented technology. Vertical sliding windows are available in single-hung and double-hung styles, while horizontal sliding windows are available in single-sliding, double-sliding, and triple-sliding configurations.

GRILLS.

'Between the glass' grills are encased between the insulating panes of glass, while simulated divided lites are applied to the outsides of the insulating glass. Window grills and simulated lites are often used to achieve a more traditional look. The range of options is infinite and designs are fully customizable.







INSTALLATION.

The best windows in the world (and needless to say, we think we've got 'em) are worthless if they're not installed properly.

Our installers are trained, certified, and equipped to handle any and every job. We install all year round. Summer or winter, cold or hot, mild or humid, and our installers take every necessary precaution to ensure that we leave your home as clean as when we got there.

We also monitor our production so that we can give you a realistic time for completion and so that you can plan accordingly.

**FORTY YEAR
WARRANTY.**

WARRANTY & SERVICE.

Notwithstanding all the horn blowing and showing-off (and we appreciate your patience and good humour), we'll leave you with the 3 most important words in this brochure.

40. Year. Warranty.

That's how much we believe in our windows and doors.

We also provide financing options for interested customers.

CONTACT US.

75 Rowntree Dairy Road,
Woodbridge, Ontario
L4L 6C8

T: 1 866 656 2442

F: 1 905 856 5506

www.magicwindow.ca



YOU SHOULD CALL US **RIGHT NOW!**

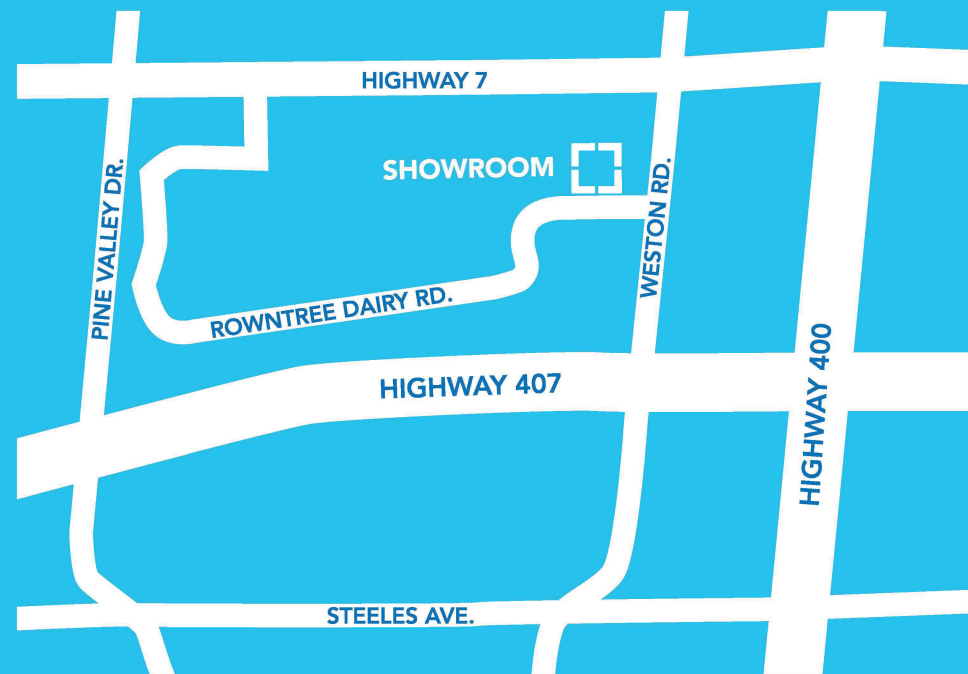
1-866-656-2442

COME VISIT OUR
SHOWROOM

75 Rowntree Dairy Rd.

MON-FRI:
9AM - 5PM

EVENINGS & WEEKENDS:
By appointment anytime..
(except during leaf games)



www.magicwindow.ca